Üzerinde mavi renkli "KONTROLLÜ KOPYA " kaşesi bulunmayan dokümanlar kontrol dışı çoğaltılmıştır,geçerliliği yoktur. / Documents, do not bear a blue inked "Controlled Copy" stamp are without authorization and invalid.

Notlar/ Notes

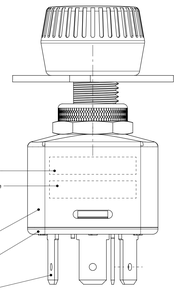

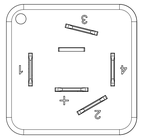

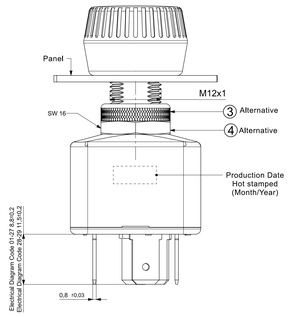

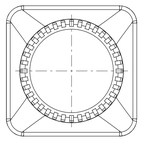

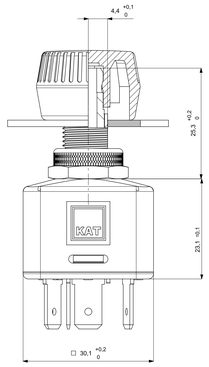

PANEL OPENING

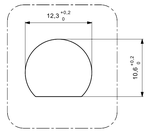

Panel thickness
max.8 mm

Voltage / Current : 28V / 7,5A
Voltage / Current : 14V / 15A

* Knob turning torque	:	0.15 Nm±0.04Nm
* Voltage drop	:	300 mV
* Operating temperature	:	from -40°C to +85°C
* Product life	:	25,000 cycles
* IP Protection Grade	:	IP53 (knob side)

(k)

Item	Designation	Material	Hardness	Coating	Color	Weight (g)
a	Body	PA6 GF30	N/A	N/A	Black	8,89
b	Base	PA6.6 GF30				4,82
c	Plug	CuZn37 F380	105 - 140 HV	Ag 2µm±1µm	N/A	0,95
d	Knob without Circular Lens	PA6 GF30	N/A	N/A	Black	4,42
e	Knob with Circular Lens					4,40
f	Circular Lens	PC			See Selection 2 option	0,15
g	Knob with Knurled Lens	PA6 GF30			Black	3,26
h	Knurled Lens	PC			See Selection 2 option	0,11
i	Hexagonal Nut (2mm)	Al Alloy	110 -120 HB		N/A	0,55
j	Hexagonal Nut (3mm)					0,93
k	Knurled Nut					0,95
m	Connector 6 pole, H=24 mm	PC+ABS	N/A		Black	6,04
n	Connector 6 pole, H=11,5 mm					2,72
p	Connector 6 pole, H=11,5 mm					2,70
r	Connector 5 pole, H=24 mm					5,48

ORDERING SCHEME

1	2	3	4	5
___ ___	___ ___	___ ___	___ ___	___ ___

1- Electrical Diagram
2- Knob Types
3- Nut Type 1
4- Nut Type 2
5- Illumination

1 ELECTRICAL DIAGRAM

Note: If illuminated version is selected then knob type has to be selected among types 2&3

Code	Layout	Position	Illumination	Self-Recoiling
01	I 0° / II 45°; A-B	Off-On	N/A	No
02	A-B	Off-On	N/A	Yes
03	A-B	Off-On	Lamp: E(-) F(+) 14V; LED: E(-) F(+) 14V	No
04	A-B	Off-On	Lamp: E(-) F(+) 28V; LED: E(-) F(+) 28V	No
05	A-B	Off-On	Lamp: E(-) F(+) 14V; LED: E(-) F(+) 14V	Yes
06	A-B	Off-On	Lamp: E(-) F(+) 28V; LED: E(-) F(+) 28V	Yes
07	I 0° / II 45°; A-B, A-C	On-On	N/A	No
08	A-B, A-C	On-On	Lamp: E(-) F(+) 14V; LED: E(-) F(+) 14V	No
09	A-B, A-C	On-On	Lamp: E(-) F(+) 28V; LED: E(-) F(+) 28V	No
10	A-B, A-C	On-On	Lamp: E(-) F(+) 14V; LED: E(-) F(+) 14V	Yes
11	A-B, A-C	On-On	Lamp: E(-) F(+) 28V; LED: E(-) F(+) 28V	Yes
12	A-B, A-C	On-On	N/A	Yes
13	I 45° / 0 0° / II 45°; A-B, A-C	Off-On-On	N/A	No
14	A-B, A-C	Off-On-On	N/A	Yes
15	A-B, A-C	Off-On-On	Lamp: E(-) F(+) 14V; LED: E(-) F(+) 14V	No
16	A-B, A-C	Off-On-On	Lamp: E(-) F(+) 28V; LED: E(-) F(+) 28V	No
17	I 45° / 0 0° / II 45°; A-B, A-C	On-Off-On	N/A	No
18	A-B, A-C	On-Off-On	N/A	Yes
19	A-B, A-C	On-Off-On	N/A	Yes
20	A-B, A-C	On-Off-On	Lamp: E(-) F(+) 14V; LED: E(-) F(+) 14V	No
21	A-B, A-C	On-Off-On	Lamp: E(-) F(+) 28V; LED: E(-) F(+) 28V	No
22	A-B, A-C	On-Off-On	Lamp: E(-) F(+) 14V; LED: E(-) F(+) 14V	Yes
23	A-B, A-C	On-Off-On	Lamp: E(-) F(+) 28V; LED: E(-) F(+) 28V	Yes
24	I 45° / II 0° / III 45°; A-B, A-C, A-D	On-On-On	N/A	No
25	A-B, A-C, A-D	On-On-On	N/A	Yes
26	A-B, A-C, A-D	On-On-On	Lamp: E(-) F(+) 14V; LED: E(-) F(+) 14V	No
27	A-B, A-C, A-D	On-On-On	Lamp: E(-) F(+) 28V; LED: E(-) F(+) 28V	No
28	I 0° / II 30° / III 60°; -1, -2, -3, -4	Off-On-On	N/A	No
29	I 0° / II 30° / III 60° / IV 90°; -1, -2, -3, -4	Off-On-On-On	N/A	No

2 KNOB TYPES

Note: For only non-illuminated versions (A); For only illuminated versions (B, C)

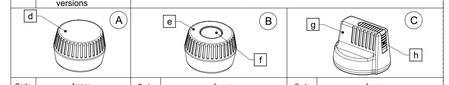

Code	Image	Code	Image	Code	Image
A01		B01	3 glass Yellow-Red-Green	C01	Sign natur
A02		B02	Yellow glass	C02	Sign Red
A03		B03	Red glass	C03	Sign Yellow
A04		B04	Green glass	C04	Sign Green
A05		B05	Yellow glass		
A06		B06	Red glass		
A07		B07	Yellow glass		
A08		B08	Green glass		
A09		B09	Green glass		
A10		B10	Red glass		
A11		B11	Yellow glass		
A12		B12	Yellow glass		
A13		B13	Green glass		
A14					
A15					
A16					
A17					
A18					
A19					
A20					
A21					
A22	MODE				
A23					
A24					
A25					
A26					
A27					

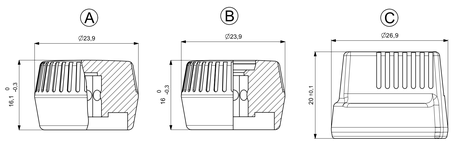

3 NUT TYPE 1

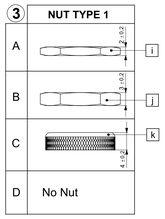

4 NUT TYPE 2

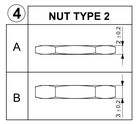

5 ILLUMINATION

0	No illumination
1	Lamp(14V)
2	Lamp(28V)
3	LED(14V)
4	LED(28V)

ACCESSORIES

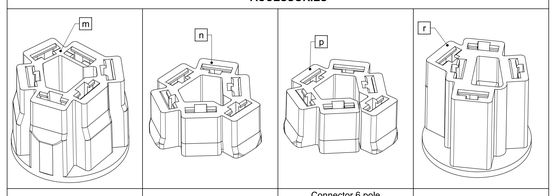

Connector 6 pole	Connector 6 pole	Connector 6 pole	Connector 5 pole
H=24mm	H=11,5mm	H=11,5mm	For Code 28-29
Product Nr : 31858	Product Nr : 32036	Product Nr : 33555	H=24mm
		*With cable insertion channel	Product Nr : 31805

SPARE PARTS

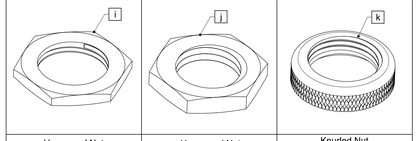

Hexagonal Nut	Hexagonal Nut	Knurled Nut
H= 2 mm	H= 3 mm	H= 4 mm
Product Nr : 36853	Product Nr : 36851	Product Nr : 36852

Rev. Nr. / Rev. No.	Konum / Section	Tarih / Date	İçeriği / Name	Revizyon tanımı / Revision description	Sipariş Nr. / Order No.
a	N/A	18.09.2007	KAYARBULUT	Knob types is shown,Knob height measure added, Production date added,Technical information added, The tolerance was add to the dimensions	N/A
b	N/A	17.07.2008	KAYARBULUT	DXF3 was added to the accessories.	N/A
c	N/A	01.12.2008	KAYARBULUT	Nut types are added to Alternative Table as Alternative3	N/A
d	N/A	04.02.2010	FERHAT TUTAR	The tolerance of milled nut changed.	N/A
e	N/A	25.10.2011	MURAT TUTAR	Beyond nut type table added.	N/A
f	N/A	16.09.2013	C.TOPRAKHISAR	Operating temperature values are updated.	N/A
g	N/A	09.02.2016	DILSAN TIRDORI	Drawing is redone.	N/A
h	N/A	16.03.2016	KAYARBULUT	Illumination options are added	N/A
i	N/A	06.05.2016	DILSAN TIRDORI	Technical drawing is edited.	N/A
j	N/A	21.12.2017	DILSAN TIRDORI	Technical drawing is updated.	N/A
k	L1	15.03.2018	DILSAN TIRDORI	The part list is updated.	N/A
L	N/A	28.01.2019	KAYARBULUT	LED figure is added to circuit diagram.	N/A
m	K1-D1	24.10.2019	KAYARBULUT	Nuts are added to technical drawing as spare parts.	N/A

Referanslar
References

İzometrik görünüş / Isometric view
Ölçek/Scale
3:2

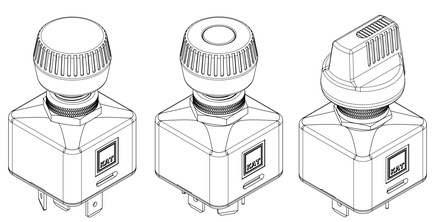

Parça Durumu / Part Status	Seri / Series

KAT bu dıştaki sınırlı kullanımın kayıtlı ile kopyalama hakkını,kontrolsüz'ona hariç,endüstriyel mülkiyet hakkı olan bu dokümanın,bu hakkı haiz olmadan,bu hakkı haiz olmayan bu hakkı sahip olan. Kopyalanma ve dağıtma veya yayma hakkını sahip olmadan kullanma ve sıkıma Dayıdanmoc hakkın KAT'a aittir.

KAT reserves all rights, including without limitation rights of inventors,copyrights, rights to names,and the right to apply for industrial property rights. All rights of use and exploitation including the right to copy and disseminate or distribute reside with us.

CAD sistemi ve yönetim kodu/CAD system and administration code	SIEMENS NX (*.prt)
Malzeme / SAP kod / Markalama kodu Material / SAP code /Part marking code	See table
Renk / Color	See table
Ağırlık (g) / Weight	See table
Çekme mukavemeti (N/mm²)/Tensile strength	N/A
Sertlik (HV)/Hardness	See table
Kaplama malzemesi/Coating material	See table
Kaplama kalınlığı (µm)/Coating thickness	N/A

	İsim/ Name	Tarih / Date	İmza / Signature	Proje kod / Project code
Çizen / Drawn	Y.BUYUKDERELI	16.08.2007		K11
Tasarım Sorumlusu / Responsible design	Y.BUYUKDERELI	16.08.2007		
Kontrol / Checked	Cem KABAHASANOĞLU	16.08.2007		

Güvenlik Dok. / Safety Doc. N/A

Proje Ad/ Project Name: ROTARY SWITCHES

ISO 128

Ölçek/Scale: 2:1 / 3:2

Resim No / Drawing No: 95010

Boyut / Format: A0

Sayfa / Sheet: 1

Toplam sayfa / of: 1

Genel tolerans / General tolerances: Normal ölçülerde belirtilmeyen tolerasnlar için genel tolerasnlar / General tolerances for nominal dimensions without specified tolerance

7168 mS.

Kontrol ölç./ Control dim. ( ) Referans ölçü/Auxiliary dim. * SC * Önemli karakteristik ölçüsü /Significant characteristic dim. * CC * Kritik karakteristik ölçüsü / Critical characteristic dim. *Tüm ölçüler mm cinsindendir./All dimensions are in mm.

B00-FRM.23 Rev.4/31.05.2019

KAT MEKATRONIK / KAT MECHATRONICS